

Inductive sensor

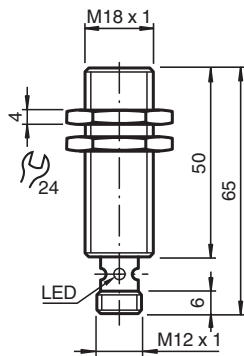
NJ5-18GM50-E-V1



- Comfort series
- 5 mm flush



Dimensions



Technical Data

General specifications		
Switching function		Normally open (NO)
Output type		NPN
Rated operating distance	s_n	5 mm
Installation		flush
Output polarity		DC
Assured operating distance	s_a	0 ... 4.05 mm
Actual operating distance	s_r	4.5 ... 5.5 mm typ. 5 mm
Reduction factor r_{Al}		0.2
Reduction factor r_{Cu}		0.15
Reduction factor r_{304}		0.62
Reduction factor r_{Brass}		0.32
Nominal ratings		
Installation conditions		
A		0 mm
B		18 mm

Release date: 2020-03-24 Date of issue: 2020-03-30 Filename: 282964_eng.pdf

Refer to "General Notes Relating to Pepperl+Fuchs Product Information".

Pepperl+Fuchs Group
www.pepperl-fuchs.com

USA: +1 330 486 0001
fa-info@us.pepperl-fuchs.com

Germany: +49 621 776 1111
fa-info@de.pepperl-fuchs.com

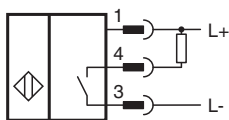
Singapore: +65 6779 9091
fa-info@sg.pepperl-fuchs.com

PF PEPPERL+FUCHS

Technical Data

C		15 mm
Operating voltage	U_B	10 ... 60 V
Switching frequency	f	0 ... 1500 Hz
Hysteresis	H	1 ... 10 typ. 6 %
Reverse polarity protection		reverse polarity protected
Short-circuit protection		pulsing
Voltage drop	U_d	≤ 3 V
Voltage drop at I_L		
Voltage drop $I_L = 100$ mA, switching element on	U_d	1.5 ... 2.5 V typ. 1.9 V
Operating current	I_L	0 ... 200 mA
Lowest operating current	I_m	0 mA
Off-state current	I_r	0 ... 0.5 mA typ. 0.01 mA
Off-state current $T_U = 40$ °C, switching element off		≤ 100 μ A
No-load supply current	I_0	≤ 9 mA
Time delay before availability	t_v	≤ 30 ms
Switching state indicator		LED, yellow
Functional safety related parameters		
MTTF _d		1410 a
Mission Time (T_M)		20 a
Diagnostic Coverage (DC)		0 %
Compliance with standards and directives		
Standard conformity		
Standards		EN 60947-5-2:2007 IEC 60947-5-2:2007
Approvals and certificates		
UL approval		cULus Listed, General Purpose
CSA approval		cCSAus Listed, General Purpose
CCC approval		Certified by China Compulsory Certification (CCC)
Ambient conditions		
Ambient temperature		-25 ... 70 °C (-13 ... 158 °F)
Storage temperature		-40 ... 85 °C (-40 ... 185 °F)
Mechanical specifications		
Connection type		Connector M12 x 1 , 3-pin
Housing material		Stainless steel 1.4305 / AISI 303
Sensing face		PBT
Degree of protection		IP67

Connection







Connection Assignment



Wire colors in accordance with EN 60947-5-2

1	BN	(brown)
2	WH	(white)
3	BU	(blue)
4	BK	(black)

Accessories

	BF 18	Mounting flange, 18 mm
	V1-G-2M-PUR	Female cordset, M12, 4-pin, PUR cable
	EXG-18	Quick mounting bracket with dead stop
	V1-W-2M-PUR	Female cordset, M12, 4-pin, PUR cable